

**BHASKARACHARYA COLLEGE OF APPLIED SCIENCES  
(UNIVERSITY OF DELHI)**

**SECTOR-2, DWARKA, NEW DELHI - 110075.**

**BALANCE SHEET AS ON 31 MARCH, 2020**

	Schedule	As at 31-March-20 (Rs.)	As at 31-March-19 (Rs.)
<b>Corpus/Capital Fund and Liabilities</b>			
Fixed Asset Fund	1	9,31,72,060.21	8,53,53,696.69
Earmarked / Endowment Funds	2	92,48,195.03	1,89,82,564.00
Current Liabilities & Provisions	3	2,24,50,665.24	2,49,78,850.20
<b>Total</b>		<b>12,48,70,920.48</b>	<b>12,93,15,110.89</b>
<b>Assets</b>			
Fixed Assets	4	9,20,41,867.21	8,42,23,503.69
Current Assets, Loans & Advances	5	3,28,29,053.27	4,50,91,607.20
<b>Total</b>		<b>12,48,70,920.48</b>	<b>12,93,15,110.89</b>

Significant Accounting Policies

A

Contingent liabilities & Notes to Accounts

B

S. O. (Accounts)

Bursar

Principal

Treasurer

Chairman

In terms of our separate report of even date attached

**FOR HARI & ASSOCIATES**

**CHARTERED ACCOUNTANTS,**

**FRN:001852C**

(SACHIN KUMAR JAIN)

**PARTNER**

**M.No. 094187**

Place: Delhi

Dated:

**28/12/20**





**BHASKARACHARYA COLLEGE OF APPLIED SCIENCES**  
**UNIVERSITY OF DELHI**

**INCOME AND EXPENDITURE ACCOUNT FOR THE YEAR ENDED 31-MARCH-2020**

A. Income		(Amount Rs.)	(Amount Rs.)
	Schedule	Current year	Previous Year
Grants in aid / subsidies	6	20,23,96,489.04	21,78,40,179.98
Academic receipts	7	1,66,86,285.00	31,27,050.00
Income from Investments/Interest earned	8	9,16,122.00	16,17,307.88
Other Income	9	16,14,517.39	13,20,042.00
Total (A)		<b>22,16,13,413.43</b>	<b>22,39,04,579.86</b>
<b>B. Expenditure</b>			
Establishment expenses	10	20,22,44,541.00	19,96,51,868.00
<b>Academic expenses</b>			
DHE General Grant	11	2,67,391.32	5,85,459.50
DHE Sports Grant	11	-	5,02,898.06
UGC Grant	11	-	12,000.00
Administrative expenses	12	1,91,01,481.11	2,31,52,354.30
Total (B)		<b>22,16,13,413.43</b>	<b>22,39,04,579.86</b>

Balance Being Excess of Expenditure over Income

Less:- Utilised for Capital Expenditure

Balance being surplus / (Deficit) carried to corpus /  
Capital Fund

-	-
-	-
-	-

Significant Accounting Policies

A

Contingent liabilities & Notes as Accounts

B

S. O. (Accounts)

Bursar

Principal

Treasurer

Chairman

In terms of our separate report of even date attached

**FOR HARI & ASSOCIATES**

**CHARTERED ACCOUNTANTS,**

FRN:001852C

(SACHIN KUMAR JAIN)

PARTNER

M.No. 094187

Place: Delhi

Dated:

**28/12/20**





**BHASKARACHARYA COLLEGE OF APPLIED SCIENCES**  
**UNIVERSITY OF DELHI**

**RECEIPTS AND PAYMENTS ACCOUNT FOR THE YEAR ENDED 31<sup>ST</sup> MARCH, 2020**

Receipts	Current Year	Payments	Current Year
<b>I Opening balances:</b>		<b>I. Expenses:</b>	
a) Cash in hand	-	a. Establishment	20,22,44,541.00
<b>b) Bank balances</b>		b. Administrative	1,91,01,481.11
in Deposit Accounts	-	c. Academic (DHE - 267391.32 + DHE Sports Grant = 0.006 + UGC IQAC = 0.00)	2,67,391.32
in savings Accounts	4,47,17,132.45		
		<b>II. Payments against earmarked endowment funds</b>	<b>9,36,24,944.00</b>
<b>II. Grants Received</b>	<b>20,41,00,000.00</b>	<b>III. Expenditure on Fixed Assets and Capital Works in Progress</b>	
<b>III. Academic receipts</b>	<b>1,67,18,215.00</b>	a) Purchase of Fixed Assets	43,41,829.52
<b>IV. Earmarked funds/ endowments</b>	<b>8,38,90,575.03</b>	b) Expenditure on Capital Work-in-progress	-
<b>V. Interest Received</b>			
a) on Bank Deposits	9,16,122.00	<b>IV. Deposits and Advances</b>	<b>53,417.93</b>
b) Loans, Advances	-	<b>V. Other payments</b>	
<b>VI. Deposits and Advances</b>	<b>(15,62,670.25)</b>	a) Staff Association	6,960.00
<b>VII. Other Income</b>	<b>16,14,517.39</b>	b) Group Insurance Scheme	(200.00)
<b>VIII. Misc. Receipts</b>		c) University Exam Fee	24,37,539.96
a) Group Insurance Scheme	(1,000.00)	d) University Fees Dues	38,210.00
b) Security Deposits	1,88,000.00	e) GST	37,359.00
c) WUS Health Centre	(9,675.00)	f) TDS	18,735.00
d) University Exam Fee	42,93,529.96	g) Accrual A/c	2,24,721.40
e) University Fees Dues	40,835.00	h) WUS Health Centre	4,000.00
f) SC/ST Welfare A/c	(20.00)		
g) Staff Association A/c	7,800.00	<b>VI. Closing Balances</b>	
h) Accrual A/c	(11,200.00)	a) Cash in hand	-
i) Receivable from Staff A/c	(10,097.00)	b) Bank Balances	
j) TDS Receivable from I. T. Dept.	(40,813.00)	in Deposit Accounts	-
		in Savings Account	3,24,69,275.34
<b>IX TDS</b>	<b>10,097.00</b>		
<b>X GST</b>	<b>8,857.00</b>		
<b>Total</b>	<b>35,48,70,205.58</b>	<b>Total</b>	<b>35,48,70,205.58</b>

S. O. (Accounts)

Bursar

Principal

Treasurer

Chairman

In terms of our separate report of even date attached  
**FOR HARI & ASSOCIATES**  
**CHARTERED ACCOUNTANTS,**  
**FRN:001852C**

(SACHIN KUMAR JAIN)  
**PARTNER**  
**M.No. 094187**

Place: Delhi  
Dated:

**281220**





BHASKARACHARYA COLLEGE OF APPLIED SCIENCES  
(UNIVERSITY OF DELHI)  
SECTOR-2, DWARKA, NEW DELHI-110075


**Schedule 1 – Fixed Assest Fund**

Amount (Rs.)


	Amount (Rs.)	TOTAL
Balance at the beginning of the year	8,53,53,696.69	8,53,53,696.69
Add :- Created out of Delhi Govt. Fund	43,41,829.52	43,41,829.52
Add :- Created out of STAR COLLEGE GRANT	29,07,279.00	29,07,279.00
Add :- Created out of SERB PROJECT GRANT OF Dr. UMA Dhawan	5,69,255.00	5,69,255.00
Balance at the year end	9,31,72,060.21	9,31,72,060.21



  
Assistant

  
S. O. (Accounts)

  
Bursar

  
Principal



BHASKARACHARYA COLLEGE OF APPLIED SCIENCES  
(UNIVERSITY OF DELHI)  
SECTOR-2, DWARKA, NEW DELHI-110075.

**Schedule 2: Earmarked/Endowment Funds**  
Schedule to support the figures in the column "Endowment Funds" in the schedule "Earmarked / Endowment Funds"

Sl. No	Name of the Fund	Opening Balance	Additions during the year	Total	Expenditure on the object during the Year	Closing Balance
		1	2	3=1+2	4	5=3-4
	<b>Earmarked</b>					
1	Sexual Harrasment Fund	6,040.00	-	6,040.00	-	6,040.00
2	University Teacher Welfare Fund	100.00	26,150.00	26,250.00	26,150.00	100.00
3	Union Fund	-	3,780.00	3,780.00	3,765.00	15.00
4	Student Fund	1,16,71,723.00	7,72,97,718.03	8,89,69,441.03	8,86,44,495.00	3,24,946.03
5	Medical Revolving Fund	1,52,629.00	-	1,52,629.00	-	1,52,629.00
6	Dr. Uma Chaudhary ICMR Project	-	13,01,562.00	13,01,562.00	94,103.00	12,07,459.00
7	MHFW A/c (Dr. Meenakshi Garg)	-	45,378.00	45,378.00	3,339.00	42,039.00
8	Dr. Uma Chaudhary DST Project Grant	1,76,249.00	1,462.00	1,77,711.00	1,77,711.00	-
9	Dr. Uma Chaudhary DBT Research Grant	1,11,320.00	1,04,712.00	2,16,032.00	2,16,032.00	-
10	Star College Grant Scheme (1)	49,33,786.00	1,72,833.00	51,06,619.00	30,67,071.00	20,39,548.00
11	Star College Grant Scheme (2)	-	42,16,839.00	42,16,839.00	-	42,16,839.00
12	Delhi University Books Grant	367.00	-	367.00	367.00	-
13	ISCAS - 2015	7,063.00	-	7,063.00	7,063.00	-
14	BRNS Project	3,150.00	118.00	3,268.00	-	3,268.00
15	National Conference on Clean & Green Enery	(90,272.00)	5,11,122.00	4,20,850.00	2,22,119.00	1,98,731.00
16	Fellowship Grant	(20,000.00)	51,671.00	31,671.00	-	31,671.00
17	SERB Project (Dr. Deepak Gupta)	2,85,577.00	-	2,85,577.00	2,85,577.00	-
18	SERB Project (Dr. Uma Dhawan)	17,44,832.00	1,57,230.00	19,02,062.00	8,77,152.00	10,24,910.00
	<b>Total</b>	<b>1,89,82,564.00</b>	<b>8,38,90,575.03</b>	<b>10,28,73,139.03</b>	<b>9,36,24,944.00</b>	<b>92,48,195.03</b>
	<b>Grand Total</b>	<b>1,89,82,564.00</b>	<b>8,38,90,575.03</b>	<b>10,28,73,139.03</b>	<b>9,36,24,944.00</b>	<b>92,48,195.03</b>

Assistant

S. O. (Accounts)

Bursar

Principal





BHASKARACHARYA COLLEGE OF APPLIED SCIENCES  
(UNIVERSITY OF DELHI)  
SECTOR-2, DWARKA, NEW DELHI-110075.

Schedule 3- Current liabilities and Provisions	Current Year (2019-20)	Previous Year (2018-19)
A. CURRENT LIABILITIES	Amount (Rs.)	Amount (Rs.)
1) Security & EMD Deposits	5,08,000.00	3,20,000.00
2) Staff Association Account (T & N. T.)	7,800.00	6,960.00
3) Group Insurance Scheme	(1,000.00)	(200.00)
4) SC/ST Welfare Fund	(20.00)	-
5) TDS - Income Tax	10,097.00	18,735.00
6) TDS - G.S.T.	8,857.00	37,359.00
7) WUS Heath Centre	(9,675.00)	4,000.00
8) University Examination Fee	42,93,529.96	24,37,539.96
9) University Enrolment Fee A/c	1,600.00	1,000.00
10) University Athletic Association Fee A/c	450.00	300.00
11) University Culture Acticity Fee A/c	45.00	30.00
12) University Development Fee A/c	5,400.00	3,600.00
13) DUSU Fee A/c	160.00	100.00
14) N.S.S. Fee A/c	22,120.00	22,120.00
15) University Special Fee A/c	11,060.00	11,060.00
16) Fees A/c	-	24,220.00
17) Fees Collection College	-	16,94,140.00
18) SOL Contingency A/c	10,000.00	-
19) Postage Advance A/c	-	142.00
19) AISHE A/c	8,000.00	3,000.00
20) Provident Fund A/c	59,629.00	1,844.00
21) Canteen Advance A/c	6,000.00	-
22) Fixed Deposit (P.F.) (PNB) A/c	2,700.00	-
23) AMC & Associates LLP A/c	3,150.00	-
24) Payable to Students Fund A/c (Accrual)	-	2,51,819.40
<b>Other current liabilities</b>		
a) Unutilized grants from DHE - Carried Forward (Salary, Other than Salary & Capital Assets)	1,72,28,622.34	1,98,66,940.90
b) Unutilized grants from DHE - Carried Forward (Sports Promotion)	2,80,551.94	2,80,551.94
c) Unutilized grants from UGC IQAC Grant - Carried Forward	(6,412.00)	(6,412.00)
	-	-
<b>Total</b>	<b>2,24,50,665.24</b>	<b>2,49,78,850.20</b>

Assistant

S. O. (Accounts)

Bursar

Principal



**Created out of Non-Recurring Fund, Funded By DHE**

Schedule 4 – Fixed Assets		Gross Block				Depreciation			Net Block	
Description	Cost/Value at the beginning of the year 1	Addition during the year 2	Deductions during the year 3	Cost/Value at the year end 4	At the beginning of the year 5	For the year 6	Deductions/ Adjustments 7	Total upto year end 8	As at the current year end (4-8)	As at the previous year end
A. Fixed Assets										
1. Science Apparatus - Physics	68,69,798.79	2,41,699.00		71,11,497.79					71,11,497.79	68,69,798.79
2. Science Apparatus - Chemistry	20,98,545.79	4,71,088.56		25,69,634.35					25,69,634.35	20,98,545.79
3. Science Apparatus - Biology	42,41,827.30	-		42,41,827.30					42,41,827.30	42,41,827.30
4. Science Apparatus - Electronics	59,94,516.14	4,10,823.00		64,05,339.14					64,05,339.14	59,94,516.14
5. Science Apparatus - Food Technology	50,66,337.13	1,46,794.00		52,13,131.13					52,13,131.13	50,66,337.13
6. Science Apparatus - Human Communication	1,93,044.00	-		1,93,044.00					1,93,044.00	1,93,044.00
7. Science Apparatus - Computer Science	45,23,698.20	-		45,23,698.20					45,23,698.20	45,23,698.20
8. Science Apparatus - Bio Chemistry	21,19,823.00	37,710.00		21,57,533.00					21,57,533.00	21,19,823.00
9. Science Apparatus - Instrumentation	67,43,819.15	1,71,689.00		69,15,508.15					69,15,508.15	67,43,819.15
10. Science Apparatus - Polymer Science	91,25,384.25	4,86,340.00		96,11,724.25					96,11,724.25	91,25,384.25
11. Science Apparatus - Bio Medical Science	75,56,782.50	2,79,973.00		78,36,755.50					78,36,755.50	75,56,782.50
12. Science Apparatus - Botany	48,499.00	4,65,000.00		5,13,499.00					5,13,499.00	48,499.00
13. Science Apparatus - Zoology	1,92,400.00	5,65,599.00		7,57,999.00					7,57,999.00	1,92,400.00
13. Science Apparatus - Microbiology	49,43,296.00	3,12,992.00		52,56,288.00					52,56,288.00	49,43,296.00
12. Mathematics Department	50,004.00	-		50,004.00					50,004.00	50,004.00
14. Office Equipments	16,39,503.36	-		16,39,503.36					16,39,503.36	16,39,503.36
15. Library Books & Journals	1,09,17,608.51	5,16,794.00		1,14,34,402.51					1,14,34,402.51	1,09,17,608.51
16. Library Furniture & Equipments	22,88,019.60	-		22,88,019.60					22,88,019.60	22,88,019.60
17. Furniture & Fixtures	53,82,422.97	-		53,82,422.97					53,82,422.97	53,82,422.97
18. Structural Change in Building	4,16,498.00	-		4,16,498.00					4,16,498.00	4,16,498.00
19. Motor Vehicle	2,86,057.13	-		2,86,057.13					2,86,057.13	2,86,057.13
20. Sports Goods	7,74,552.00	-		7,74,552.00					7,74,552.00	7,74,552.00
21. Extra Curricular Activities	2,79,690.50	10,535.97		2,90,226.47					2,90,226.47	2,79,690.50
22. Canteen	-	16,150.00		16,150.00					16,150.00	-
23. Garden Apparatus	4,00,024.37	2,08,641.99		6,08,666.36					6,08,666.36	4,00,024.37
Total of Current year (1)	8,21,52,151.69	43,41,829.52	-	8,64,93,981.21	-	-	-	-	8,64,93,981.21	8,21,52,151.69



**Created out of SPORTS GRANT - Funded by DHE**

Schedule 4 – Fixed Assets		Gross Block				Depreciation		Net Block	
Description	Cost/value at the beginning of the year 1	Addition during the year 2	Deductions during the year 3	Cost/value at the year end 4	At the beginning of the year 5	For the year 6	Deductions/ Adjustments 7	Total upto year end 8	As at the current year end (4 - 8) As at the previous year end
A. Fixed Assets									
I. Sports Goods	2,77,432.00	-		2,77,432.00					2,77,432.00
Total of Current year (2)	2,77,432.00	-	-	2,77,432.00	-	-	-	-	2,77,432.00

**Created out of UGC GRANT (12th Plan) - Funded by UGC**

Schedule 4 – Fixed Assets		Gross Block				Depreciation		Net Block	
Description	Cost/value at the beginning of the year 1	Addition during the year 2	Deductions during the year 3	Cost/value at the year end 4	At the beginning of the year 5	For the year 6	Deductions/ Adjustments 7	Total upto year end 8	As at the current year end (4 - 8) As at the previous year end
A. Fixed Assets									
I. Equipments	8,26,212.00	-		8,26,212.00					8,26,212.00
Total of Current year (3)	8,26,212.00	-	-	8,26,212.00	-	-	-	-	8,26,212.00

**Created out of STAR COLLEGE GRANT - Funded by MINISTRY**

Schedule 4 – Fixed Assets		Gross Block				Depreciation		Net Block	
Description	Cost/value at the beginning of the year 1	Addition during the year 2	Deductions during the year 3	Cost/value at the year end 4	At the beginning of the year 5	For the year 6	Deductions/ Adjustments 7	Total upto year end 8	As at the current year end (4 - 8) As at the previous year end
A. Fixed Assets									
I. Equipments	9,67,708.00	29,07,279.00		38,74,987.00					38,74,987.00
Total of Current year (4)	9,67,708.00	29,07,279.00	-	38,74,987.00	-	-	-	-	38,74,987.00

60



Created out of SERB PROJECT GRANT - Funded by MINISTRY

Schedule 4 – Fixed Assets		Gross Block				Depreciation			Net Block	
Description	Cost/value at the beginning of the year 1	Addition during the year 2	Deductions during the year 3	Cost/value at the year end 4	At the beginning of the year 5	For the year 6	Deductions/ Adjustments 7	Total upto year end 8	As at the current year end (4 - 8)	As at the previous year end
A. Fixed Assets										
1. Equipments	-	5,69,255.00		5,69,255.00					5,69,255.00	
Total of Current year (5)	-	5,69,255.00	-	5,69,255.00	-	-	-	-	5,69,255.00	-
Gross Total (1) + (2) + (3) + (4) + (5)	8,42,23,503.69	78,18,363.52	-	9,20,41,867.21	-	-	-	-	9,20,41,867.21	8,42,23,503.69

Assistant

S. O. (Accounts)

Butsar

Principal






BHASKARACHARYA COLLEGE OF APPLIED SCIENCES  
(UNIVERSITY OF DELHI)  
SECTOR-2, DWARKA, NEW DELHI-110075.

	Amount (Rs.)	Amount (Rs.)
Schedule 5: Current Assets, Loans & Advances	Current Year (2019-20)	Previous Year (2018-19)
a. Advances	(1,267.07)	48,018.75
b. Advances To Employees (Non-Interest Bearing)		
- Advance- LTC / HTC	54,178.00	23,178.00
c. Deposits		
- Telephone & Gas Security (Plan)	14,650.00	14,650.00
d. Others Loans & Advances		
- Postage	507.00	
e. Fees/Grant in Aid Receivable		
Fee of 1st year receivable from Delhi Univ.	2,09,620.00	2,47,550.00
Recoverable from UGC	19,980.00	19,980.00
f. Receivable from Canteen/Photocopy/Sanitation Contractor	11,200.00	27,098.00
g. Receivable from staff	10,097.00	-
h. TDS Receivable IT Department	40,813.00	-
i. Bank & Cash Balances		
Punjab National Bank (Saving A/c)	64,00,955.40	82,76,972.14
Andhra Bank (Saving A/c)	2,42,91,387.29	3,47,23,082.15
IDBI Bank (Saving A/c)	1,72,601.66	16,42,079.66
State Bank of India (Saving A/c)	5,79,420.99	74,998.50
Andhra Bank (Saving A/c) (SERB Project)	10,24,910.00	-
<b>TOTAL (A + B)</b>	<b>3,28,29,053.27</b>	<b>4,50,91,607.20</b>



  
Assistant

  
S. O. (Accounts)

  
Bursar

  
Principal



**BHASKARACHARYA COLLEGE OF APPLIED SCIENCES**

**SCHEDULES FORMING PART OF INCOME AND EXPENDITURE ACCOUNT FOR THE YEAR ENDED 31ST MARCH, 2020**

**Schedule No : 6 : GRANTS / SUBSIDIES (Irrevocable grants and subsidies received)**

PARTICULARS	SALARIES	OTHER THAN SALARY	Grant in Aid		SPORTS	Total (a)	UGC IQAC GRANT		UGC GRANT XII PLAN	Total
			CAPITAL ASSETS				(b.)	(c)		(a+b+c)
BALANCE B/F	1,53,28,333.56	(52,66,734.05)	98,05,341.39		2,80,551.94	2,01,47,492.84	-6412.00	-	-	2,01,41,080.
ADD : GRANT RECEIVED DURING THE YEAR	18,86,00,000.00	1,55,00,000.00	-		-	20,41,00,000.00	-	-	-	20,41,00,000.
ADD : TRF FROM OTHERS	-	-	-		-	-	-	-	-	-
TOTAL	20,39,28,333.56	1,02,33,265.95	98,05,341.39	43,41,829.52	2,80,551.94	22,42,47,492.84	(6,412.00)	-	-	22,42,41,080.
LESS : UTILIZED FOR CAPITAL EXPENDITURE (a)	-	-	43,41,829.52		-	43,41,829.52	-	-	-	43,41,829.
LESS : TRF FROM OTHERS / REFUNDED	-	-	-		-	-	-	-	-	-
BALANCE	20,39,28,333.56	1,02,33,265.95	54,63,511.87		2,80,551.94	21,99,05,663.32	(6,412.00)	-	-	21,98,99,251.
LESS BALANCE CARRIED FORWARD (b)	1,48,83,792.56	(31,18,682.09)	54,63,511.87		2,80,551.94	1,75,09,174.28	(6,412.00)	-	-	1,75,02,762.
UTILIZED FOR REVENUE EXPENDITURE (c)	18,90,44,541.00	1,33,51,948.04	-		-	20,23,96,489.04	-	-	-	20,23,96,489.

Assistant

S. O. (Accounts)

Bursar

Principal






BHASKARACHARYA COLLEGE OF APPLIED SCIENCES  
(UNIVERSITY OF DELHI)  
SECTOR-2, DWARKA, NEW DELHI-110075.

Schedule 7 : Academic Receipts				
	Current year		Previous year	
	(2019-20)		(2018-19)	
Fees from Students				
TUITION & OTHER FEES A/c				
By Admission Fee	6,525.00		7,080.00	
By Tution Fee	2,59,200.00		2,32,400.00	
By Identity Card	1,94,400.00		1,74,300.00	
By Laboratory Fee	11,01,600.00		9,87,700.00	
By Library & Reading Room Fess	7,77,600.00		6,97,200.00	
BY Computer Lab. Fee	3,88,800.00		3,48,600.00	
By Water & Elect. Fee	2,39,760.00		2,14,970.00	
By Garden Fee	3,24,000.00		2,90,500.00	
By Magazine Fee	1,94,400.00	34,86,285.00	1,74,300.00	31,27,050.00
OTHER RECEIPTS				
By Course Fee	1,32,00,000.00	1,32,00,000.00	-	-
Total		1,66,86,285.00		31,27,050.00



  
Assistant

  
S. O. (Accounts)

  
Bursar

  
Principal




BHASKARACHARYA COLLEGE OF APPLIED SCIENCES  
(UNIVERSITY OF DELHI)  
SECTOR-2, DWARKA, NEW DELHI-110075.

Schedule 8 : income from Investment/ Interest earned	Amount (Rs)			
	Current year		Previous year	
	(2019-20)		(2018-19)	
1. On savings Accounts with scheduled banks	9,16,122.00	9,16,122.00	16,17,307.88	16,17,307.88
TOTAL		9,16,122.00		16,17,307.88



  
Assistant

  
S. O. (Accounts)

  
Bursar

  
Principal



BHASKARACHARYA COLLEGE OF APPLIED SCIENCES  
(UNIVERSITY OF DELHI)  
SECTOR-2, DWARKA, NEW DELHI-110075.

Schedule 9 : Other Income	Amount (Rs.) Current Year (2019-20)	Amount (Rs.) Previous Year (2018-19)
By Misc. Income A/c	3,55,916.96	8,70,318.00
By Admission Processing Fees A/c	1,59,660.00	1,93,340.00
By Canteen Rent A/c	4,25,121.00	3,250.00
By Water & Elect. Charges from Canteen A/c	66,455.00	39,314.00
By Licence Fee A/c	11,760.00	12,180.00
By Water Charges from Staff Qtrs. A/c	2,940.00	3,045.00
By Electricity Charges from Staff Qtrs. A/c	1,25,968.00	85,293.00
By Penal Interest A/c	16,904.00	922.00
By Electricity Charges from Photocopier A/c	9,132.00	9,252.00
By Monthly Rent from Photocopier A/c	800.00	-
By Water & Elect. Charges from Coffee Shop A/c	2,153.43	-
By Monthly Rent from Coffee Shop A/c	6,000.00	-
By RTI A/c	10.00	10.00
By Retirement Benefits A/c	4,31,697.00	1,03,118.00
TOTAL	16,14,517.39	13,20,042.00



Assistant

S. O. (Accounts)

Bursar

Principal



Schedule 10 – Establishment Expenses	Current Year GIA Salaries (2019-20)			Previous Year GIA Salaries (2018-19)		
	Teaching	Non- Teaching	Total	Teaching	Non- Teaching	Total
Salaries, wages and allowances						
1. Teaching Staff - Salary	13,85,33,522.00	-	13,85,33,522.00	14,70,05,941.00	-	14,70,05,941.00
2. Bursar Allowance	3,600.00	-	3,600.00	3,600.00	-	3,600.00
3. Vice-Principal Allowance	-	-	-	-	-	-
4. Non-Teaching Staff - Salary	-	3,88,23,212.00	3,88,23,212.00	-	4,19,03,814.00	4,19,03,814.00
5. Officiating Allowance	-	45,530.00	45,530.00	-	-	-
6. Washing Allowance	-	1,05,600.00	1,05,600.00	-	8,640.00	8,640.00
7. Special Allowance (Family)	-	4,960.00	4,960.00	-	14,880.00	14,880.00
8. Cashier Allowance	-	-	-	-	7,379.00	7,379.00
9. Bonus	-	-	-	-	-	-
10. Caretaker Allowance	-	11,244.00	11,244.00	-	14,292.00	14,292.00
11. Reimbursement of Tuition Fee	21,94,769.00	-	21,94,769.00	14,11,082.00	-	14,11,082.00
12. Medical Reimbursement (T & N.T.)	15,78,722.00	-	15,78,722.00	23,92,626.00	-	23,92,626.00
13. LTC / HTC (T. & N.T.)	1,26,810.00	-	1,26,810.00	43,32,460.00	-	43,32,460.00
14. Leave Encashment (T. & N.T.)	16,64,061.00	-	16,64,061.00	6,06,868.00	-	6,06,868.00
15. 7th CPC Arrears	1,42,07,446.00	-	1,42,07,446.00	-	-	-
Total (A)	15,83,08,930.00	3,89,90,546.00	19,72,99,476.00	15,57,52,577.00	4,19,49,005.00	19,77,01,582.00
Pension & Retirement Benefit						
1) Pension	19,78,521.00	-	19,78,521.00	15,51,588.00	-	15,51,588.00
2) Pension Commutation	-	-	-	-	-	-
3) Family Pension	2,99,994.00	-	2,99,994.00	-	3,98,698.00	3,98,698.00
4) Gratuity	20,00,000.00	-	20,00,000.00	-	-	-
5) 7th CPC Arrears (Pensioners)	6,35,837.00	-	6,35,837.00	-	-	-
6) 7th CPC Arrears (Family Pensioners)	30,713.00	-	30,713.00	-	-	-
Total (B)	49,45,065.00	-	49,45,065.00	15,51,588.00	3,98,698.00	19,50,286.00
Total (A+B)	16,32,53,995.00	3,89,90,546.00	20,22,44,541.00	15,73,04,165.00	4,23,47,703.00	19,96,51,868.00

Assistant

S. O. (Accounts)

Bursar

Principal






BHASKARACHARYA COLLEGE OF APPLIED SCIENCES  
(UNIVERSITY OF DELHI)  
SECTOR-2, DWARKA, NEW DELHI-110075.

Schedule 11	Current Year (2019-20)			Previous Year (2018-19)		
Academic Expenses						
	UGC (12th Plan)	DHE Sports Grant	DHE Grant	UGC (12th Plan)	DHE Sports Grant	DHE Grant
<b><u>LIBRARY ACCOUNT</u></b>						
Library Contingency A/c	-	-	7,527.00	-	-	4,867.00
Library N.Paper/Jou./Mag. A/c	-	-	45,419.00	-	-	59,530.00
<b><u>SCIENCE Contingency A/c</u></b>						
Botany Contingency A/c	-	-	29,295.00	-	-	84,651.00
Physics Contingency A/c	-	-	10,252.00	-	-	33,447.00
Chemistry Contingency A/c	-	-	13,420.00	-	-	77,520.00
Electronics Contingency A/c	-	-	10,000.00	-	-	20,000.00
Food Technology Contingency A/c	-	-	32,358.00	-	-	40,039.00
Computer Contingency A/c	-	-	13,674.00	-	-	19,900.00
Instrumentation Contingency A/c	-	-	10,036.00	-	-	43,122.00
Biochemistry Contingency A/c	-	-	-	-	-	14,708.00
Polymer Science Contingency A/c	-	-	30,950.32	-	-	1,09,500.00
Biomedical Science Contingency A/c	-	-	10,000.00	-	-	10,000.00
Zoology Contingency A/c	-	-	33,316.00	-	-	60,249.00
Microbiology Contingency A/c	-	-	21,144.00	-	-	7,926.50
Sports Contingency A/c	-	-	-	-	5,02,898.06	-
<b>UGC IQAC Grant A/c</b>	-	-	-	12,000.00	-	-
<b>Total</b>	-	-	2,67,391.32	12,000.00	5,02,898.06	5,85,459.50



  
Assistant

  
S. O. (Accounts)

  
Bursar

  
Principal



BHASKARACHARYA COLLEGE OF APPLIED SCIENCES  
(UNIVERSITY OF DELHI)  
SECTOR-2, DWARKA, NEW DELHI-110075

	Amount (Rs.)		Amount (Rs.)	
Schedule 12- Administrative Expenses	Current Year		Previous Year	
	DHE Grant (2019-20)	Total	DHE Grant (2018-19)	Total
To Postage & Courier A/c	6,004.00	6,004.00	4,746.00	4,746.00
To Printing	17,000.00	17,000.00	32,839.00	32,839.00
To Stationery	97,143.10	97,143.10	1,77,392.00	1,77,392.00
To Guest Lecturer Payment A/c	2,51,000.00	2,51,000.00	10,30,000.00	10,30,000.00
To Office Contingency	2,69,297.00	2,69,297.00	3,54,789.50	3,54,789.50
To Conveyance	2,03,093.00	2,03,093.00	1,82,363.00	1,82,363.00
To Refreshment	40,005.00	40,005.00	66,022.50	66,022.50
To Telephone	70,834.00	70,834.00	1,19,098.00	1,19,098.00
To Garden Expenses	24,761.00	24,761.00	72,520.00	72,520.00
To Maintenance of Scientific Equipments	-	-	85,526.00	85,526.00
To Audit Fees	3,540.00	3,540.00	7,080.00	7,080.00
To TA to Staff & Others	64,100.00	64,100.00	65,500.00	65,500.00
To Daily Wages Payment A/c	23,11,628.00	23,11,628.00	21,61,549.00	21,61,549.00
To Legal Charges	4,500.00	4,500.00	7,500.00	7,500.00
To Sitting Charges	69,000.00	69,000.00	1,40,000.00	1,40,000.00
To Reimbursement of Newspaper Bill A/c	37,974.00	37,974.00	4,522.00	4,522.00
To AMC of Computers etc.	1,38,580.00	1,38,580.00	2,65,972.00	2,65,972.00
To Sanitation Services A/c	11,62,147.00	11,62,147.00	13,40,082.00	13,40,082.00
To Bank Charges	7,968.01	7,968.01	3,422.30	3,422.30
To Water Expenses	49,15,964.00	49,15,964.00	75,05,666.00	75,05,666.00
To Property Tax A/c	16,19,214.00	16,19,214.00	7,58,867.00	7,58,867.00
To Electricity Expenses	47,61,580.00	47,61,580.00	45,44,810.00	45,44,810.00
To Security Services A/c	30,22,511.00	30,22,511.00	42,22,088.00	42,22,088.00
To IQAC Expenses A/c	3,638.00	3,638.00	-	-
<b>Total</b>	<b>1,91,01,481.11</b>	<b>1,91,01,481.11</b>	<b>2,31,52,354.30</b>	<b>2,31,52,354.30</b>

Assistant

S. O. (Accounts)

Bursar

Principal



**BHASKARACHARYA COLLEGE OF APPLIED SCIENCES**  
(UNIVERSITY OF DELHI)  
**SECTOR-2, DWARKA, NEW DELHI - 110075.**

**STUDENT FUND BALANCE SHEET AS ON 31st MARCH, 2020**

	Schedule	As at 31-March-20 (Rs.)	As at 31-March-19 (Rs.)
<b><u>Corpus/Capital Fund and Liabilities</u></b>			
a. Corpus Fund/Capital Fund	1	2,68,28,396.91	2,51,45,920.73
b. Fixed Asset Fund	2	16,12,637.00	11,48,805.00
c. Earmarked / Endowment Funds	3	53,98,685.97	23,03,807.27
d. Current Liabilities & Provisions	4	-	4,85,491.54
e. Non-Current Liabilities & Provisions	5	82,45,000.00	36,15,000.00
<b>Total</b>		<b>4,20,84,719.88</b>	<b>3,26,99,024.54</b>
<b><u>Assets</u></b>			
a. Fixed Assets	6	16,81,882.33	12,18,050.33
b. Current Assets, Loans & Advances	7	4,04,02,837.55	3,14,80,974.21
<b>Total</b>		<b>4,20,84,719.88</b>	<b>3,26,99,024.54</b>

Significant Accounting Policies

C

Contingent liabilities & Notes to Accounts

D

S. O. (Accounts)

Bursar

Principal

Treasurer

Chairman

In terms of our separate report of even date attached

**FOR HARI & ASSOCIATES**

**CHARTERED ACCOUNTANTS,**

FRN:001852C

(SACHIN KUMAR JAIN)

PARTNER

M.No. 094187

Place: Delhi

Dated: **28/12/20**





**BHASKARACHARYA COLLEGE OF APPLIED SCIENCES**  
**UNIVERSITY OF DELHI**  
**STUDENT FUND**  
**INCOME AND EXPENDITURE ACCOUNT FOR THE YEAR ENDED 31st MARCH, 2020**

A. Income	Schedule	(Amount Rs.)	
		Current year	Previous Year
Academic receipts	8	72,59,475.00	62,85,204.40
Income from Investments/Interest earned	9	12,40,834.00	11,26,886.00
Other Income	10	10,25,756.50	7,30,167.54
Total (A)		<b>95,26,065.50</b>	<b>81,42,257.94</b>
<b>B. Expenditure</b>			
Direct Academic expenses	11	12,34,252.83	53,58,505.60
Contingency & Other Expenses	12	9,74,390.49	1,11,166.50
Total (B)		<b>22,08,643.32</b>	<b>54,69,672.10</b>
Balance Being Excess of Income over Expenditure		73,17,422.18	26,72,585.84
Less:- Utilised for Capital Expenditure		-	-
Balance being surplus / (Deficit) carried to corpus / Capital Fund		73,17,422.18	26,72,585.84

Significant Accounting Policies

C

Contingent liabilities & Notes as Accounts

D

S. O. (Accounts)

Bursar

Principal

Treasurer

Chairman

In terms of our separate report of even date attached  
**FOR HARI & ASSOCIATES**  
**CHARTERED ACCOUNTANTS,**  
**FRN:001852C**

(SACHIN KUMAR JAIN)  
PARTNER  
M.No. 094187

Place: Delhi

Dated:

281220





**BHASKARACHARYA COLLEGE OF APPLIED SCIENCES  
UNIVERSITY OF DELHI**

**STUDENT FUND**

**RECEIPTS AND PAYMENTS ACCOUNT FOR THE YEAR ENDED 31<sup>ST</sup> MARCH, 2020**

Receipts	Current Year	Payments	Current Year
I) Opening balances:		I) Expenses:	
a) Cash in hand	-	a. Academic	12,34,252.83
b) Bank balances		b. Contingencies & Other Expenses	9,74,390.49
• in Deposit Accounts	20,000.00	II) Payments against earmarked endowment funds	30,90,668.97
• in savings Accounts	3,06,01,010.81	III) Payments against Clubs	97,534.00
		IV) Payments against Societies	5,18,311.00
II) Academic receipts	72,59,475.00	V) Expenditure on Fixed Assets and capital work-in-progress	
III) Earmarked funds/ endowments	43,85,820.13	a) Purchase of Fixed Assets	-
IV) Receipts against Clubs	22,400.00	b) Expenditure on Capital Work-in-progress	-
V) Receipts against Societies	4,79,398.00	VI) Deposits and Advances	2,21,419.07
		VII) Tax Deducted at Source (TDS)	6,663.00
VI) Interest Received		VIII) Payment Accrued A/c	-
a) on Bank Deposits	12,40,834.00	IX) College Main A/c	42,00,000.00
		X) Closing Balances	
		a) Cash in hand	-
VII) Other Income	10,25,756.50	b) Bank Balances	
		• in current	
VIII) Accrual written off	2,51,819.40	• in Deposit	20,000.00
IX) Non- Current Liability A/c	46,30,000.00	• in Savings	3,95,53,274.48
		Xi) Accrual Written off	-
<b>Total</b>	<b>4,99,16,513.84</b>	<b>Total</b>	<b>4,99,16,513.84</b>

S. O. (Accounts)

Bursar

Principal

Treasurer

Chairman

In terms of our separate report of even date attached  
FOR HARI & ASSOCIATES  
CHARTERED ACCOUNTANTS,  
FRN:001852C

(SACHIN KUMAR JAIN)  
PARTNER

M.No. 094187

Place: Delhi

Dated:

201220





BHASKARACHARYA COLLEGE OF APPLIED SCIENCES  
(UNIVERSITY OF DELHI)  
SECTOR-2, DWARKA, NEW DELHI-110075.


**Schedule 1 – Capital Fund**


		Amount (Rs.)
		<b>TOTAL</b>
A. Corpus Fund	2,51,45,920.73	
Less : Course Fees tfr. To main balance sheet	(42,00,000.00)	
Add : Surplus of Income over Expenditure		
Surplus / (Defecit) trf from Income & Expenditure Account	73,17,422.18	<b>2,82,63,342.91</b>
<b>Less : Balance of the last year segregated</b>		
Security Fees	15,43,690.00	
Nss Fee	(19,074.00)	
BCAS Students Association Fees	(89,670.00)	
	14,34,946.00	14,34,946.00
<b>Balance at the year end</b>		<b>2,68,28,396.91</b>

Note : The balance amount of the Security Fees, NSS Fee, BCAS Association Fees as on 31.03.2019 earlier shown in the Income and Expenditure A/c, now reclassified under earmarked fund.

Note : The balance of Course Fees (Computer, Biomedical Sciences & Polymer Sciences) for the earlier year transfer to the Main Balance Sheet.

  
Assistant

  
S. O. (Accounts)

  
Bursar


  
Principal




BHASKARACHARYA COLLEGE OF APPLIED SCIENCES  
(UNIVERSITY OF DELHI)  
SECTOR-2, DWARKA, NEW DELHI-110075.

Schedule 2 – Fixed Assest Fund			Amount (Rs.)
	Amount		TOTAL
Balance at the beginning of the year	11,48,805.00		11,48,805.00
Add :- Created out of Students Fund A/c	4,63,832.00		4,63,832.00
Less: Written Off During year	-		-
Balance at the year end	16,12,637.00		16,12,637.00

  
Assistant

  
S. O. (Accounts)

  
Bursar

  
Principal



**Schedule 3: Earmarked/Endowment Funds**

Schedule to support the figures in the column "Endowment Funds" in the schedule "Earmarked /

Sl. No.	Name of the Fund	Opening Balance	Additions during the year	Total	Expenditure on the object during the Year	Closing Balance
		1	2	3=1+2	4	5=3-4
<b>(A)</b>	<b>Earmarked (Fees Head)</b>					
1	Student Aid Fund	7,58,348.00	2,53,950.00	10,12,298.00	-	10,12,298.00
2	Development Fund	21,857.27	34,97,179.17	35,19,036.44	17,90,237.13	17,28,799.31
3	Alumni fund	5,75,546.00	2,54,100.00	8,29,646.00	17,274.00	8,12,372.00
4	Medical Fee/First Aid Fund Fee	1,12,900.00	1,26,900.00	2,39,800.00	-	2,39,800.00
5	General Ameneties Fund Fee	56,450.00	63,450.00	1,19,900.00	-	1,19,900.00
6	Professional Development Fund Fee	22,580.00	25,380.00	47,960.00	-	47,960.00
7	Swachta Fund Fee A/c	1,00,967.00	1,31,900.00	2,32,867.00	-	2,32,867.00
8	Security Fees A/c	-	16,11,690.00	16,11,690.00	11,66,500.00	4,45,190.00
9	N.S.S. Fee	-	44,015.50	44,015.50	49,888.84	(5,873.34)
10	BCAS Students Association Fee	-	2,91,030.00	2,91,030.00	66,769.00	2,24,261.00
<b>(B)</b>	<b>Earmarked (Club A/c)</b>					
1	Astronomy club	32,094.00	2,400.00	34,494.00	1,900.00	32,594.00
2	Music & Dance club	1,16,525.00	-	1,16,525.00	29,400.00	87,125.00
3	Debate club	15,734.00	-	15,734.00	1,500.00	14,234.00
4	Dramatics & Fine Arts Club	63,001.00	-	63,001.00	6,938.00	56,063.00
5	Eco club	13,621.00	-	13,621.00	24,450.00	(10,829.00)
6	Mountaineering & tracking club	18,635.00	-	18,635.00	-	18,635.00
7	Photography club	28,685.00	-	28,685.00	4,702.00	23,983.00
8	Yoga club	21,716.00	-	21,716.00	2,294.00	19,422.00
9	Literacy Club	18,974.00	-	18,974.00	4,806.00	14,168.00
10	Film club	20,410.00	-	20,410.00	-	20,410.00
11	Environment Grant for Eco Club	53,065.00	20,000.00	73,065.00	21,544.00	51,521.00
	<b>Total (A+B)</b>	<b>20,51,108.27</b>	<b>63,21,994.67</b>	<b>83,73,102.94</b>	<b>31,88,202.97</b>	<b>51,84,899.97</b>

10


Contd.....p/2



BHASKARACHARYA COLLEGE OF APPLIED SCIENCES  
(UNIVERSITY OF DELHI)  
SECTOR-2, DWARKA, NEW DELHI-110075.

Sl. No.	Name of the Fund	Opening Balance	Additions during the year	Total	Expenditure on the object during the Year	Closing Balance
		1	2	3=1+2	4	5=3-4
(C)	<u>Earmarked (Society A/c)</u>					
1	Electronic society	57,814.00	29,200.00	87014.00	32532.00	54482.00
2	Instrumentation society	74036.00	15100.00	89136.00	36585.00	52551.00
3	Food Technology Society	(31,342.00)	83800.00	52458.00	32703.00	19755.00
4	Computer Science society	23,206.00	52600.00	75806.00	70435.00	5371.00
5	Polymer Sc Society	(22,792.00)	68500.00	45708.00	53,315.00	-7607.00
6	BMS Society	-2079.00	97698.00	95619.00	40564.00	55055.00
7	Physics society	9,013.00	22200.00	31213.00	24339.00	6874.00
8	Microbiology society	165085.00	44600.00	209685.00	208354.00	1331.00
9	Chemistry society	-18725.00	14700.00	-4025.00	9232.00	-13257.00
10	Zoology society	-182.00	12400.00	12218.00	10252.00	1966.00
11	Botany society	-1335.00	38600.00	37265.00	0.00	37265.00
	<b>Total(c)</b>	<b>2,52,699.00</b>	<b>4,79,398.00</b>	<b>7,32,097.00</b>	<b>5,18,311.00</b>	<b>2,13,786.00</b>
	<b>Grand Total (A+B+C)</b>	<b>23,03,807.27</b>	<b>68,01,392.67</b>	<b>91,05,199.94</b>	<b>37,06,513.97</b>	<b>53,98,685.97</b>

  
Assistant

  
S. O. (Accounts)

  
Bursar

  
Principal



BHASKARACHARYA COLLEGE OF APPLIED SCIENCES  
(UNIVERSITY OF DELHI)  
SECTOR-2, DWARKA, NEW DELHI-110075.

Schedule 4- Current liabilities and Provisions	Current Year	Previous Year
<b>A. CURRENT LIABILITIES</b>	<b>Amount(Rs.)</b>	<b>Amount(Rs.)</b>
1) Stale Cheques	-	1,49,198.00
2) Lapse Caution Money	-	3,29,630.54
3) Income Tax	-	6,663.00
<b>Total</b>	<b>-</b>	<b>4,85,491.54</b>



Assistant



S. O. (Accounts)



Bursar




Principal



BHASKARACHARYA COLLEGE OF APPLIED SCIENCES  
(UNIVERSITY OF DELHI)  
SECTOR-2, DWARKA, NEW DELHI-110075.

<b>Schedule 5- Current liabilities and Provisions</b>	<b>Current Year</b>	<b>Previous Year</b>
<b><u>A. NON-CURRENT LIABILITIES</u></b>	<b>Amount(Rs.)</b>	<b>Amount(Rs.)</b>
1) REFUNDABLE COLLEGE SECURITY FEES	41,22,500.00	18,07,500.00
2) REFUNDABLE LIBRARY SECURITY FEES	41,22,500.00	18,07,500.00
<b>Total</b>	<b>82,45,000.00</b>	<b>36,15,000.00</b>



Assistant



S. O. (Accounts)



Bursar



Principal



**Created out of Students Fund**

Schedule 6 – Fixed Assets		Gross Block			Depreciation				Net Block	
Description	Cost/value at the beginning of the year	Addition during the year	Deductions during the year	Cost/value at the year end	At the beginning of the year	For the year	Deductions/ Adjustments	Total upto year end	As at the current year end	As at the previous year end
<b>A. Fixed Assets</b>	<b>1</b>	<b>2</b>	<b>3</b>	<b>4</b>	<b>5</b>	<b>6</b>	<b>7</b>	<b>8</b>	<b>(4 - 8)</b>	
1. Office & Scientific Equipments	11,48,805.00	4,63,832.00		16,12,637.00					16,12,637.00	11,48,805.00
Total of A.	11,48,805.00	4,63,832.00	-	16,12,637.00	-	-	-	-	16,12,637.00	11,48,805.00
<b>B. Other Fixed Assets</b>										
1. Water Cooler & Stabilizer	46,666.88			46,666.88					46,666.88	46,666.88
2. Tables for Sports	6,384.00			6,384.00					6,384.00	6,384.00
3. Musical Instruments	5,868.95			5,868.95					5,868.95	5,868.95
4. Table Tennis with Wheels	7,329.50			7,329.50					7,329.50	7,329.50
5. Badminton, Volley Bolles Poles & Football Pumps	2,996.00			2,996.00					2,996.00	2,996.00
Total of B.	69,245.33	-	-	69,245.33	-	-	-	-	69,245.33	69,245.33
<b>Gross Total (A) + (B)</b>	<b>12,18,050.33</b>	<b>4,63,832.00</b>	<b>-</b>	<b>16,81,882.33</b>	<b>-</b>	<b>-</b>	<b>-</b>	<b>-</b>	<b>16,81,882.33</b>	<b>12,18,050.33</b>

Assistant

S. O. (Accounts)

Bursar


Principal



BHASKARACHARYA COLLEGE OF APPLIED SCIENCES  
(UNIVERSITY OF DELHI)  
SECTOR-2, DWARKA, NEW DELHI-110075.

	Amount (Rs.)	Amount (Rs.)
<b>Schedule 7: Current Assets, Loans &amp; Advances</b>	<b>Current Year</b>	<b>Previous Year</b>
<b><u>A. Loans And Advances</u></b>		
a. Advances	28,184.04	1,31,711.00
b. Securit for IGL Connection	4,76,433.00	4,76,433.00
c. Payment to College A/c (Accrual)	-	2,51,819.40
d. College Main A/c	3,24,946.03	-
<b><u>B. Bank &amp; Cash Balances</u></b>		
a. Fixed Deposit	20,000.00	20,000.00
b. Andhra Bank	3,95,53,274.48	3,06,01,010.81
<b>TOTAL (A + B)</b>	<b>4,04,02,837.55</b>	<b>3,14,80,974.21</b>

  
Assistant

  
S. O. (Accounts)

  
Bursar


  
Principal



BHASKARACHARYA COLLEGE OF APPLIED SCIENCES  
(UNIVERSITY OF DELHI)  
SECTOR-2, DWARKA, NEW DELHI-110075.

Schedule 8 : Academic Receipts		Amount (Rs.)
		Current year
<b>Fees from Students</b>		
<b><u>TUITION &amp; OTHER FEES</u></b>		
Function cultural Activity etc. Fee A/c	25,82,250.00	
Games & Sports Fee A/c	12,89,600.00	
Placement Broucher Fee A/c	3,81,150.00	
University Special Fee A/c	25,450.00	
World University Service Fee A/c	12,725.00	
Club fees A/c	6,40,400.00	
Departmental Society Fee A/c	3,86,600.00	
Picnic/Excursion & Educational Trip Fee A/c	6,34,500.00	
Establishment/Maintenance Fee A/c	2,53,800.00	
Internet Facility Fee A/c	5,07,600.00	
Women Development Cell Fee A/c	60,380.00	
Student Advisory Fee A/c	2,53,800.00	
Carrer Counseling Fee A/c	1,26,900.00	
Student Social Activity Fee A/c	38,070.00	
E-Publication of College A/c	66,250.00	
		72,59,475.00
<b>Total</b>		<b>72,59,475.00</b>

  
Assistant

  
S. O. (Accounts)

  
Bursar


  
Principal



BHASKARACHARYA COLLEGE OF APPLIED SCIENCES  
(UNIVERSITY OF DELHI)  
SECTOR-2, DWARKA, NEW DELHI-110075

Schedule 9 : income from Investment/ Interest earned	Amount (Rs)	
	Current year	
1. On savings Accounts with scheduled banks	12,40,834.00	12,40,834.00
<b>TOTAL</b>		<b>12,40,834.00</b>

  
Assistant

  
S. O. (Accounts)

  
Bursar


  
Principal



BHASKARACHARYA COLLEGE OF APPLIED SCIENCES  
(UNIVERSITY OF DELHI)  
SECTOR-2, DWARKA, NEW DELHI-110075.

Schedule 10 : Other Income		Amount (Rs.)
	Current Year	
Misc. Library Development Fund A/c	83,251.00	
Bank Charges A/c	2,170.50	
Ignou Income A/c	3,60,430.00	
National Conference of Microbiology Lab. A/c	1,50,000.00	
National Conference of RTACS A/c	4,08,705.00	
Laptop Recovery Charges A/c	1,000.00	
Dr. Meenakshi Garg Industry Project A/c	5,000.00	
Transcription Fees A/c	15,200.00	
		10,25,756.50
TOTAL		10,25,756.50

  
Assistant

  
S. O. (Accounts)

  
Bursar


  
Principal



BHASKARACHARYA COLLEGE OF APPLIED SCIENCES  
(UNIVERSITY OF DELHI)  
SECTOR-2, DWARKA, NEW DELHI-110075.

Schedule 11 – Academic Direct Expenses	Current Year
	<b>Total</b>
Function cultural Acticity etc. Fee A/c	<b>6,72,526.15</b>
Games & Sports Fee A/c	<b>3,80,621.80</b>
Placement broucher Fee A/c	<b>2,996.00</b>
Univ Special Fee A/c	<b>2,650.00</b>
World univ service Fee A/c	<b>2,650.00</b>
Departmental Society Fee A/c	<b>1,21,300.00</b>
Picnic/Excursion & Educational Trip Fee A/c	<b>8,925.00</b>
Women Development Cell Fee A/c	<b>40,070.88</b>
Carrer Counseling Fee A/c	<b>2,513.00</b>
<b>Total</b>	<b>12,34,252.83</b>

  
Assistant

  
S. O. (Accounts)


  
Bursar

  
Principal



BHASKARACHARYA COLLEGE OF APPLIED SCIENCES  
(UNIVERSITY OF DELHI)  
SECTOR-2, DWARKA, NEW DELHI-110075.

Schedule 12	
Contingency and Other Expenses	Current Year
Bank charges A/c	1,596.00
Sundry A/c	5,575.00
Lib. & Reading Room Fee A/c	15.00
National Conference of RTACS A/c	54.00
IGNOU Income A/c	1,22,639.49
National Conference of RTACS A/c	6,32,814.00
North East Cell A/c	3,290.00
Misc. Library Development Fund A/c	1,98,240.00
Gandhi Study Circle A/c	9,817.00
Fine A/c	350.00
<b>Total</b>	<b>9,74,390.49</b>




Assistant



S. O. (Accounts)



Bursar



Principal



BHASKARACHARYA COLLEGE OF APPLIED SCIENCES  
(UNIVERSITY OF DELHI)  
SECTOR-2, DWARKA, NEW DELHI - 110075.

Receipt & Payment of NSS A/c for the year 2019-20

Previous Yr. 2018-19	Receipts	Current Yr. 2019-20	Previous Yr. 2018-19	Payments	Current Yr. 2019-20
-9124.00	Andhra Bank (opening balance)	-19074.00	0.00	Audit Fees (2018-19)	590.00
0.00	Fees recd. from students (for 2018-19 & 2019-20)	50900.00	46260.00	University Fees (2019-20)	26500.00
0.00	Reimbursement from Delhi University (NSS Centre)	12189.50	3690.00	Other NSS Activities	16438.84
40000.00	Tfr. From Mountaineering Club	0.00	0.00	Honorarium Paid	6360.00
			-19074.00	Andhra Bank (closing balance)	-5873.34
<b>30876.00</b>	<b>Total</b>	<b>44015.50</b>	<b>30876.00</b>	<b>Total</b>	<b>44015.50</b>

Balance Sheet of NSS A/c as on 31.03.2020

Previous Yr. 2018-19	Liabilities	Current Yr. 2019-20	Previous Yr. 2018-19	Assets	Current Yr. 2019-20
-19074.00	N.S.S. A/c (unspent Balance)	-5873.34	-19074.00	Andhra Bank A/c	-5873.34
<b>-19074.00</b>	<b>Total</b>	<b>-5873.34</b>	<b>-19074.00</b>	<b>Total</b>	<b>-5873.34</b>

Income and Expenditure A/c of NSS for the year 2019-20.

Previous Yr. 2018-19	Expenditure	Current Yr. 2019-20	Previous Yr. 2018-19	Income	Current Yr. 2019-20
0.00	Audit Fees	590.00	0.00	Fees recd. from students	50900.00
46260.00	University Fees	26500.00	0.00	Reimbursement from Delhi University (NSS Centre)	12189.50
3690.00	Other NSS Activities	16438.84			
0.00	Honorarium Paid	6360.00	40000.00	Tfr. From Mountaineering Club	0.00
-19074.00	Unspent Balance for the year 2019-20	-5873.34	-9124.00	Unspent Balance for the year 2018-19	-19074.00
<b>30876.00</b>		<b>44015.50</b>	<b>30876.00</b>		<b>44015.50</b>

S. O. (Accounts)

Bursar

Principal

Treasurer

Chairman

In terms of our separate report of even date attached  
**FOR HARI & ASSOCIATES**  
**CHARTERED ACCOUNTANTS,**  
**FRN:001852C**

(SACHIN KUMAR JAIN)  
PARTNER  
M.No. 094187

Place: Delhi

Dated: **281220**






BHASKARACHARYA COLLEGE OF APPLIED SCIENCES  
(UNIVERSITY OF DELHI)  
SECTOR-2, DWARKA, NEW DELHI-110075.

**Balance Sheet of Provident Fund A/c & New Pension Scheme A/c as on 31.03.2020**

Previous Yr. 2018-19	Liabilities	Current Yr. 2019-20	Previous Yr. 2018-19	Assets	Current Yr. 2019-20
93041730.00	Provident Fund A/c	106586885.00	92923066.00	<b>INVESTMENTS</b> F.D.R. in Bank (PF)	106397467.00
41903885.40	New Pension Scheme A/c	48553827.40	3694946.00	Interest Accrued (PF)	3091441.00
2208653.81	Reserve Fund (PF)	1601085.81	40395127.00	NPS Payment to NSDL A/c	47045069.00
100.00	Misc. Deposit (Pravesh Yadav)	100.00	100396.21	<b>BANK CLOSING BALANCES</b> Andhra Bank (PF)	167087.21
70732.50	Interest A/c (NPS)	77135.50	111566.50	Andhra Bank (NPS)	117969.50
137225101.71	<b>Total</b>	156819033.71	137225101.71	<b>Total</b>	156819033.71

  
S. O. (Accounts)

  
Bursar

  
Principal

  
Treasurer

  
Chairman

In terms of our separate report of even date attached  
**FOR HARI & ASSOCIATES**  
CHARTERED ACCOUNTANTS,  
FRN:001852C

  
(SACHIN KUMAR JAIN)  
PARTNER  
M.No. 094187

Place: Delhi

Dated: 28/12/20





BHASKARACHARYA COLLEGE OF APPLIED SCIENCES  
(UNIVERSITY OF DELHI)  
SECTOR-2, DWARKA, NEW DELHI - 110075.

Receipt and Payment A/c of Provident Fund A/c New Pension Scheme A/c for the year 2019-20.

Previous Yr. 2018-19	Receipts	Current Yr. 2019-20	Previous Yr. 2018-19	Payments	Current Yr. 2019-20
	<b>(Opening Balance)</b>				
75085.21	Andhra Bank (PF)	100396.21	77424193.00	F.D.R. A/c (PF)	102004007.00
96965.50	Andhra Bank (NPS)	111566.50			
	<b>Provident Fund A/c</b>				
9800881.00	Own Contribution & Refund of Advance & Interest to Subscribers	11860327.00	6597317.00	Interest Paid (PF)	6967718.00
6596765.00		7575286.00	2273173.00	Interest Accrued (PF)	2720796.00
	<b>New Pension Scheme A/c</b>				
6309760.00	Own Contribution &	6649942.00	494247.00	Reserve Fund A/c (PF)	607568.00
			324.00	Interest Paid (NPS)	532.00
4214774.00	Interest Accrued (PF)	3324301.00	2792000.00	Advance/Withdrawal/ Transfer from P.F.	5890458.00
6597317.00	Interest Received (PF)	6967718.00	6303138.00	NPS Subscription paid to NSDL	6649942.00
8303.00	Interest Received (NPS)	6935.00		<b>(Closing Balance)</b>	
62396504.00	F.D.R. A/c (PF)	88529606.00	100396.21	Andhra Bank (P.F. A/c)	167087.21
			111566.50	Andhra Bank (N.P.S. A/c)	117969.50
96096354.71	<b>Total</b>	125126077.71	96096354.71	<b>Total</b>	125126077.71

S. O. (Accounts)

Bursar

Principal

Treasurer

Chairman

In terms of our separate report of even date attached  
**FOR HARI & ASSOCIATES**  
**CHARTERED ACCOUNTANTS,**  
FRN:001852C

(SACHIN KUMAR JAIN)  
PARTNER  
M.No. 094187

Place: Delhi

Dated: 28/12/20

